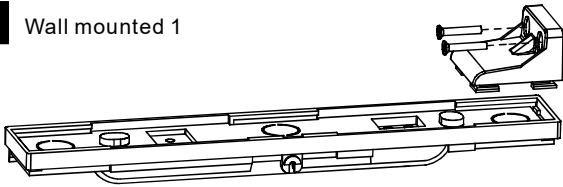
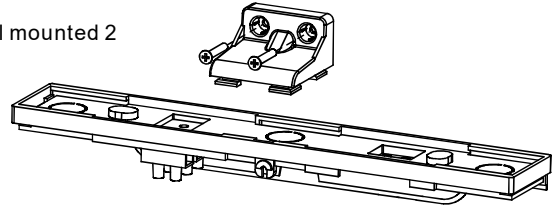


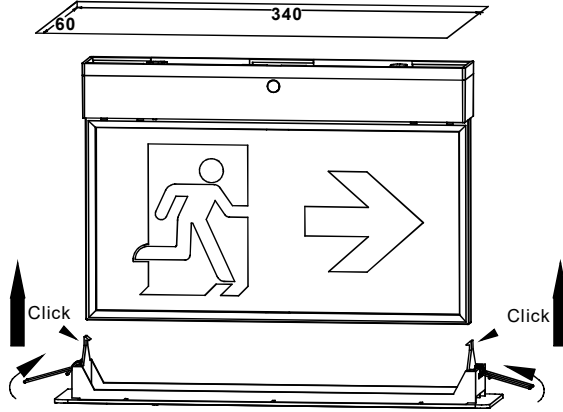
F Wall mounted 1



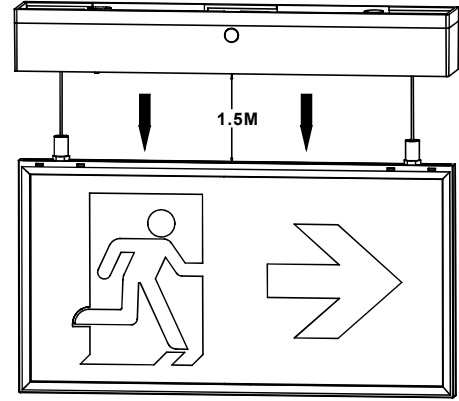
G Wall mounted 2



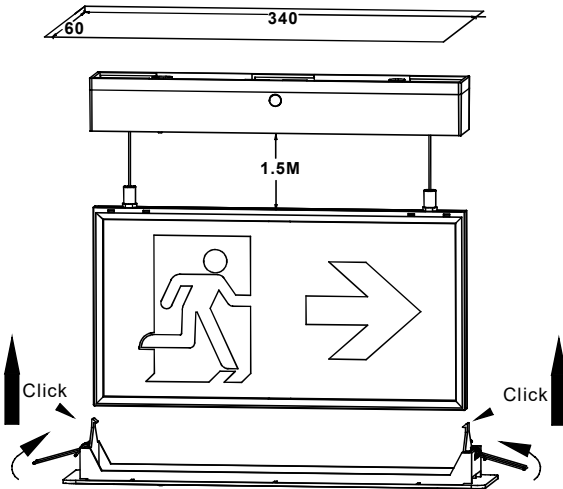
H Recessed mounted



I Suspended mounted

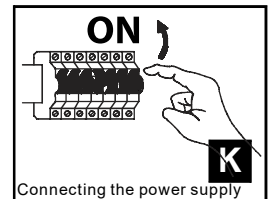


J Suspended & Recessed mounted



Important notes!

All maintenance, such as changing the batteries or light source on this luminaire, should only be performed by professionals. Before maintenance, please disconnect all power sources.



L Mounting Accessories

Wall mounted



Recessed mounted



Evacuation direction sign



M Important

- The electric source for safety service is not a user serviceable item and shall only be replaced by the manufacturer service agent or a similar qualified person.
- When the lamp reaches the rated life, the whole lamp needs to be replaced.
- The company accept no responsibility for incorrect installation, incorrect operation or improper maintenance.
- After installation of the fitting, the battery must be charged for 24 hours for duration test.
- Battery should be charged every three months in order to keep it's initial performance.
- The company accept no responsibility for incorrect installation, incorrect operation or improper maintenance.
- The recharging device will recharge the battery ESSS normally after removal the short circuit link and reconnecting the ESSS.
- Double or reinforce insulation between supply and battery/ESS circuits and based on a working voltage of 250V;
- If the installation location of the module is covered with metal, it will affect the communication distance.