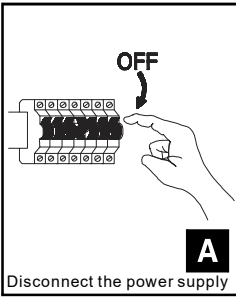
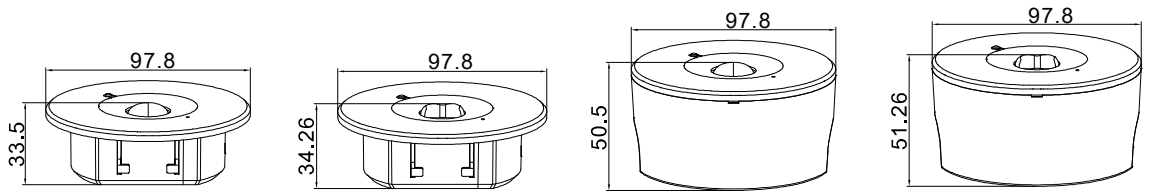


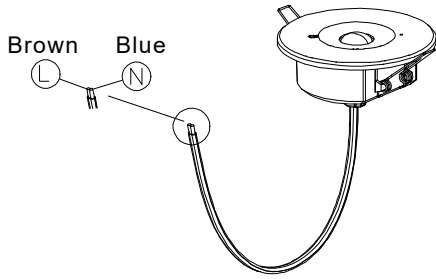
# GLORY/GLORY Pro SERIES



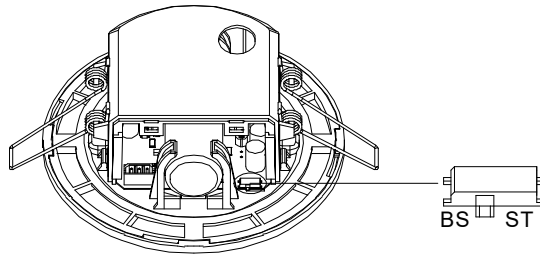
220-240VAC  
50/60Hz



## B Wiring

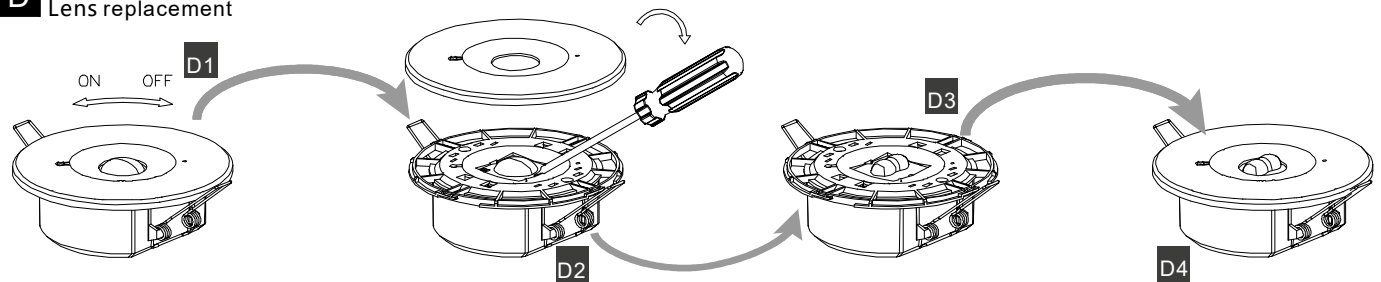


## C Function switching mode



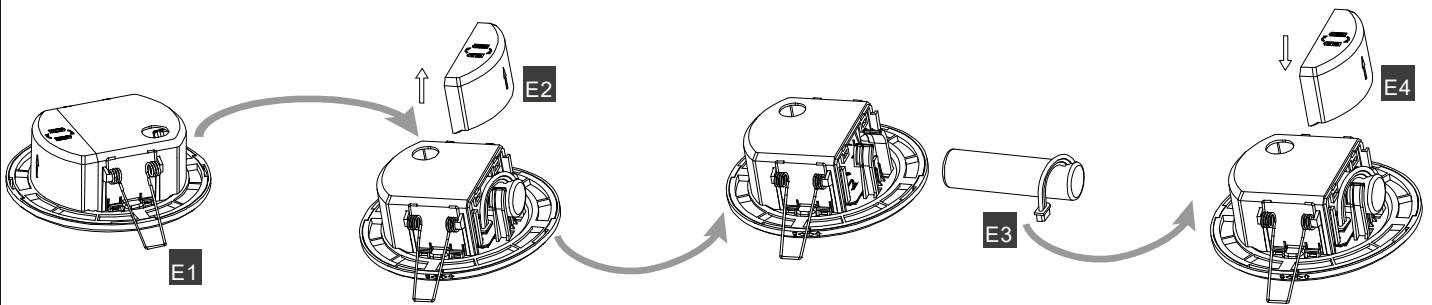
Dial switch  
Left :standard.  
Right: self-test.  
Note:  
The self-test product can switch  
functions through the dial switch,  
which is not available for the standard  
model.

## D Lens replacement

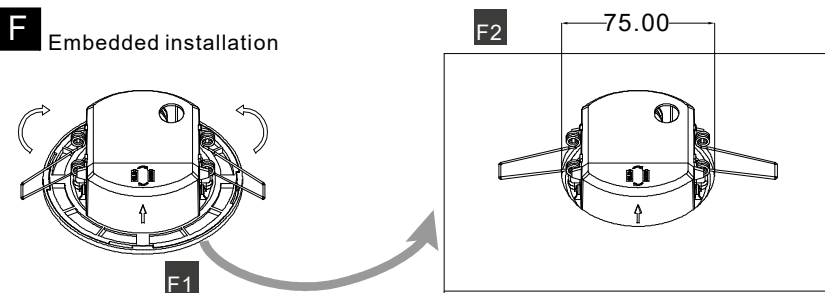


## E Battery replacement

18650 LiFePO4 3.2V 1500mAh  
18650 LiFePO4 3.2V 2000mAh



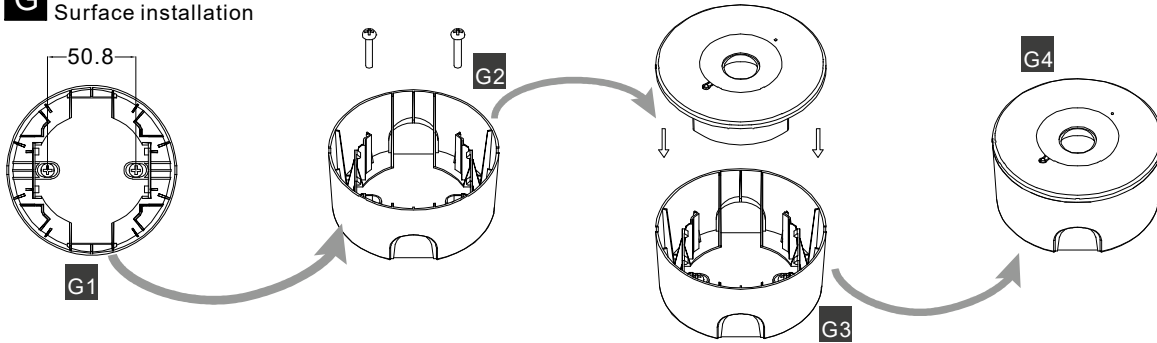
## F Embedded installation



# GLORY/GLORY Pro SERIES

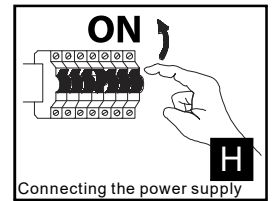


## G Surface installation



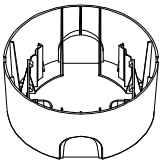
## Important notes!

All maintenance, such as changing the batteries or light source on this luminaire, should only be performed by professionals. Before maintenance, please disconnect all power sources.



## I Mounting Accessories

### Surface accessories



## J Important

- The electric source for safety service is not a user serviceable item and shall only be replaced by the manufacturer service agent or a similar qualified person.
- The company accept no responsibility for incorrect installation, incorrect operation or improper maintenance.
- After installation of the fitting, the battery must be charged for 16/24 hours for duration test.
- Battery should be charged every three months in order to keep it's initial performance.
- When the lamp reaches the rated life, the whole lamp needs to be replaced. The drawing in the fitting may vary to the actual product, connect as per label on fitting.
- When fitting a flush fitting, refer to installation instruction, including any ceiling manufacturer's instructions.
- The drawing in the fitting may vary to the actual product, connect as per label on fitting.
- The recharging device will recharge the battery ESSS normally after removal the short circuit link and reconnecting the ESSS.
- Double or reinforce insulation between supply and battery/ESS circuits and based on a working voltage of 250V;
- Please noted that only the self-test version product can switch functions by the dial switch, which is not available for the standard version.
- Please noted that functions switching by dial switch would only be available when all the wiring is disconnected, including the AC input, DC output and the battery.